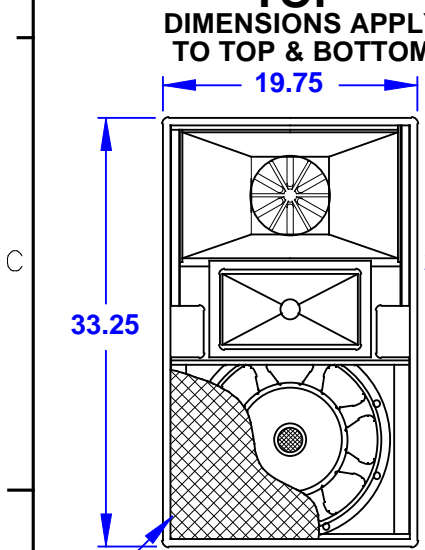


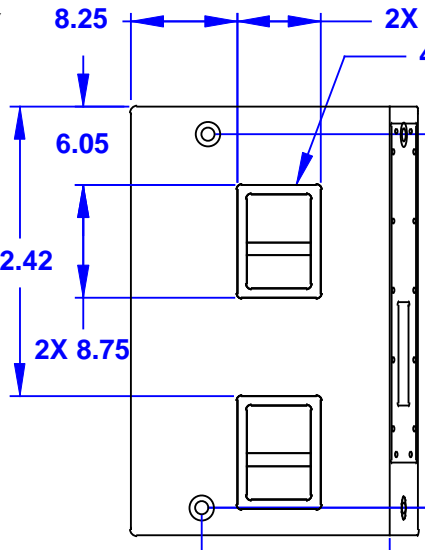
REV	DESCRIPTION	APVD/DATE
0	RELEASE TO PRODUCTION FROM REV A PER DSR #01-297 DM 4/13/01	JWB 4/17/01
1	DIMENSION 12.81 WAS 12.79, DIMENSION 5.94 WAS 5.87 SEE TOP VIEW. DIMENSION 19.75 WAS 19.59 SEE FRONT VIEW. DIMENSION 14.58 WAS 14.65 PER ECO 5274 SS 6/18/01	RS 6/19/01

- NOTES:**
1. SYMBOL INDICATES 3.00 X 1.35 FLYTRACK.
 2. SYMBOL INDICATES MOUNTING POINT, 3/8-16 THREADED HOLE (FLYTRACK).
 3. SYMBOL INDICATES CENTER OF BALANCE.
 4. WEIGHT APPROX. 130 LBS.
 5. SHIPPING WEIGHT APPROX. 141 LBS.

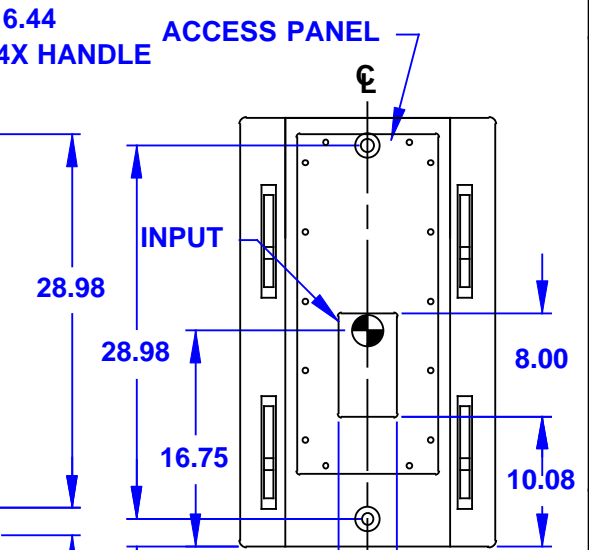
TOP
DIMENSIONS APPLY TO TOP & BOTTOM




FRONT
GRILLE PARTIALLY SHOWN



VIEW A-A
DIMENSIONS APPLY TO BOTH SIDES



BACK



KF650z

DOCUMENT CONTROL PER SPECIFICATION 4.5.201

THIRD ANGLE PROJECTION

THIS DRAWING IS THE PROPERTY OF EAW AND SHALL NOT BE COPIED, REPRODUCED, OR USED AS THE BASIS FOR MANUFACTURE OR SALE OF APPARATUS WITHOUT WRITTEN AUTHORIZATION. DO NOT SCALE DRAWING.

UNLESS OTHERWISE SPECIFIED: ALL DIMENSIONS ARE IN INCHES

TOLERANCE IN INCHES
.XX ± .13
ANGLES ± 1°

(X.XX) = REF DIMS
NO TOLERANCE IMPLIED

T.S.C.=THEORETICAL SHARP CORNER

DIMENSIONS ACROSS CENTERLINES TO BE SYMMETRICAL

STATUS: PRODUCTION	
APPROVALS	DATE
DRAWN: DM	3/27/01
CHECKED: JWB	4/17/01
DES ENG: ZC	4/17/01
MFG ENG: DBD	4/23/01

EAW EASTERN ACOUSTIC WORKS
ONE MAIN STREET
WHITINSVILLE, MA 01588 USA

TITLE:
CABINET/FINISHED/BLACK/KF650z
[MECHANICAL SPECIFICATION]

A SHEET 1 OF 1 SCALE: 1 TO 14

DRAWING NUMBER: 509097 REVISION: 1