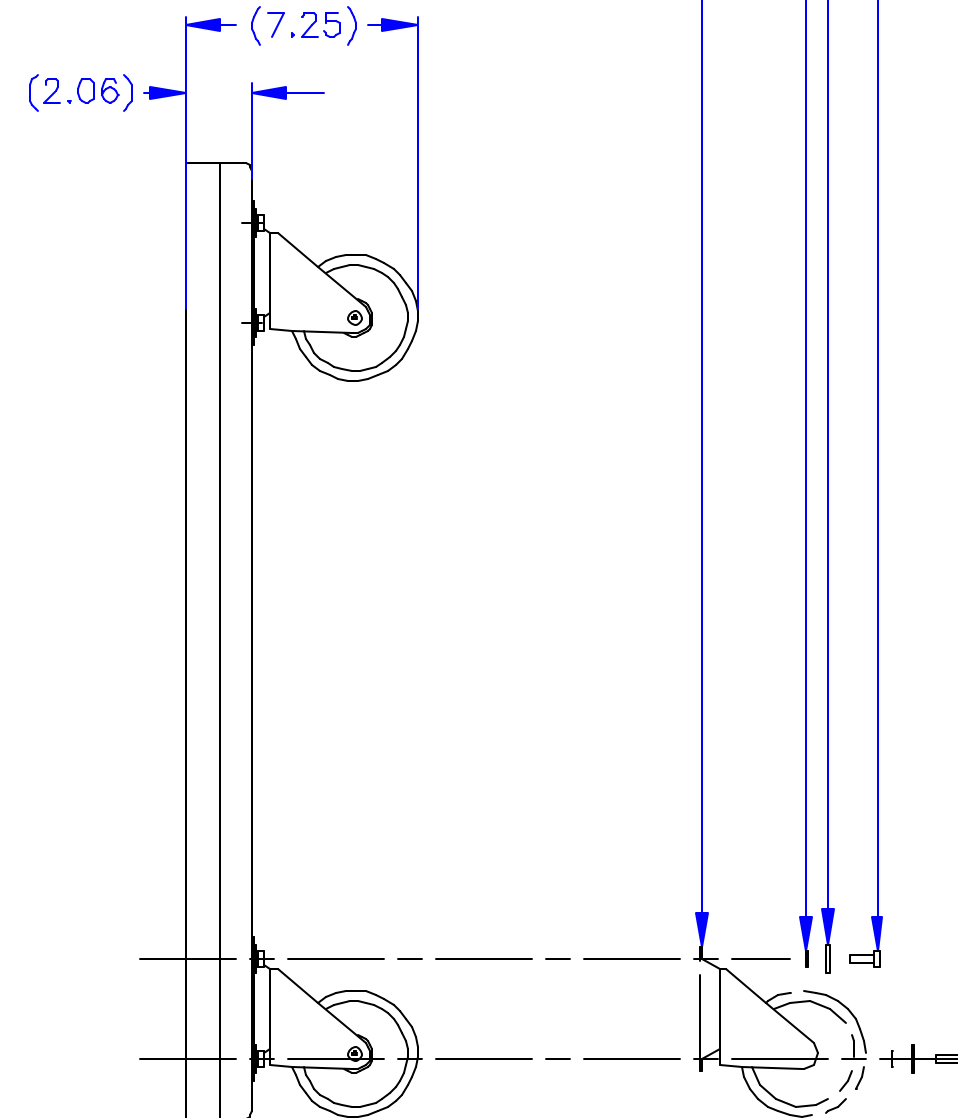
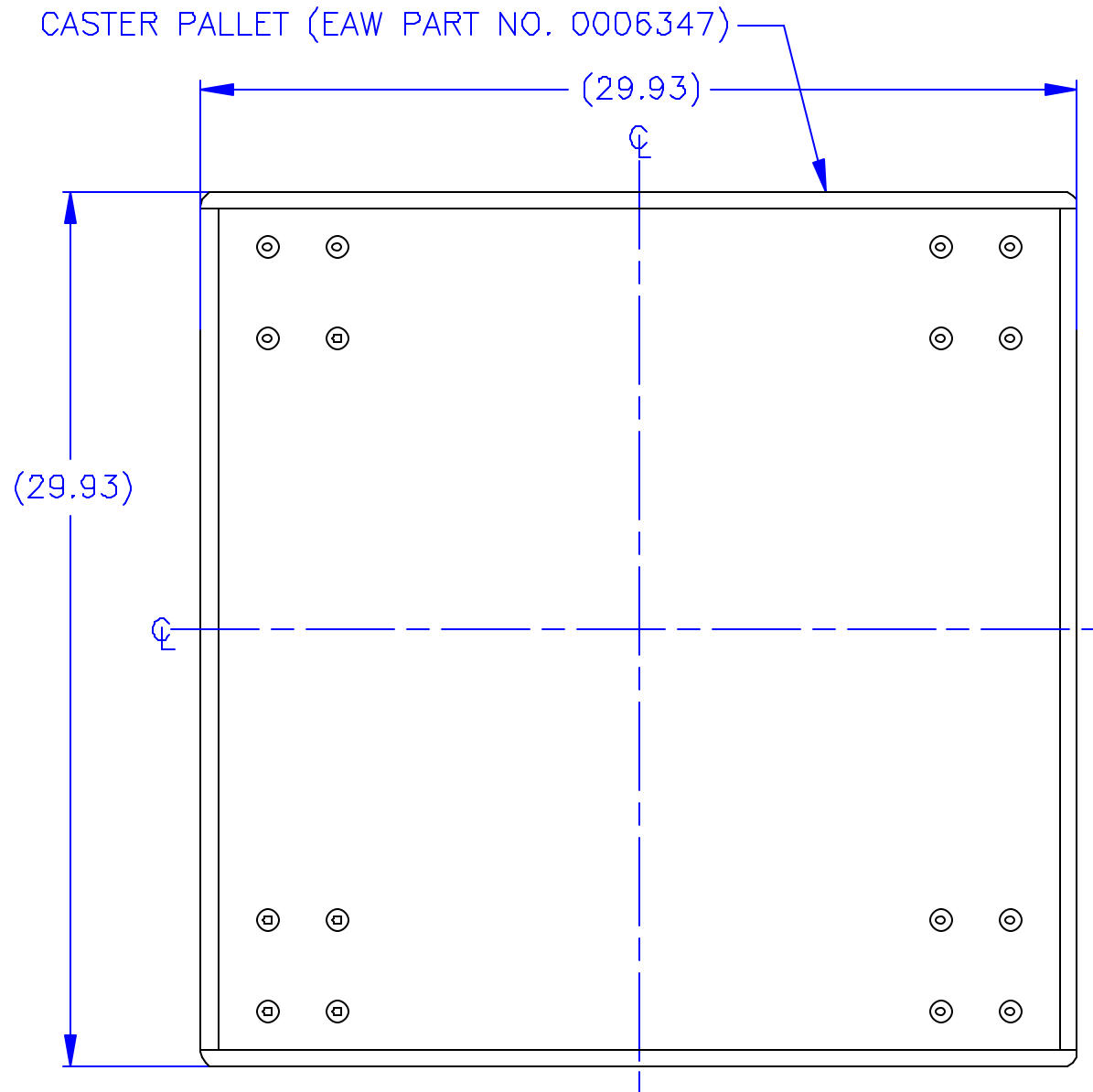


NOTES:
 1. REFER TO EAW MATERIAL SPECIFICATION 480455 FOR LABELING AND SHIPPING INSTRUCTIONS.

REV	DESCRIPTION	APVD/DATE
A	NEW ISSUE PER DSRWHT3563, SEE DSR #03-706 MELANIE 6/5/03	RAS 6/17/03

- 16X 1/4-20 X 3/4 SS PH SCREW (EAW PART NO. 102039)
- 16X 1/4-20 SS FLAT WASHER (EAW PART NO. 150007)
- 16X 1/4" BLACK SS SPLIT LOCK WASHER (EAW PART NO. 150008)
- 4X CASTER (EAW PART NO. 150001)

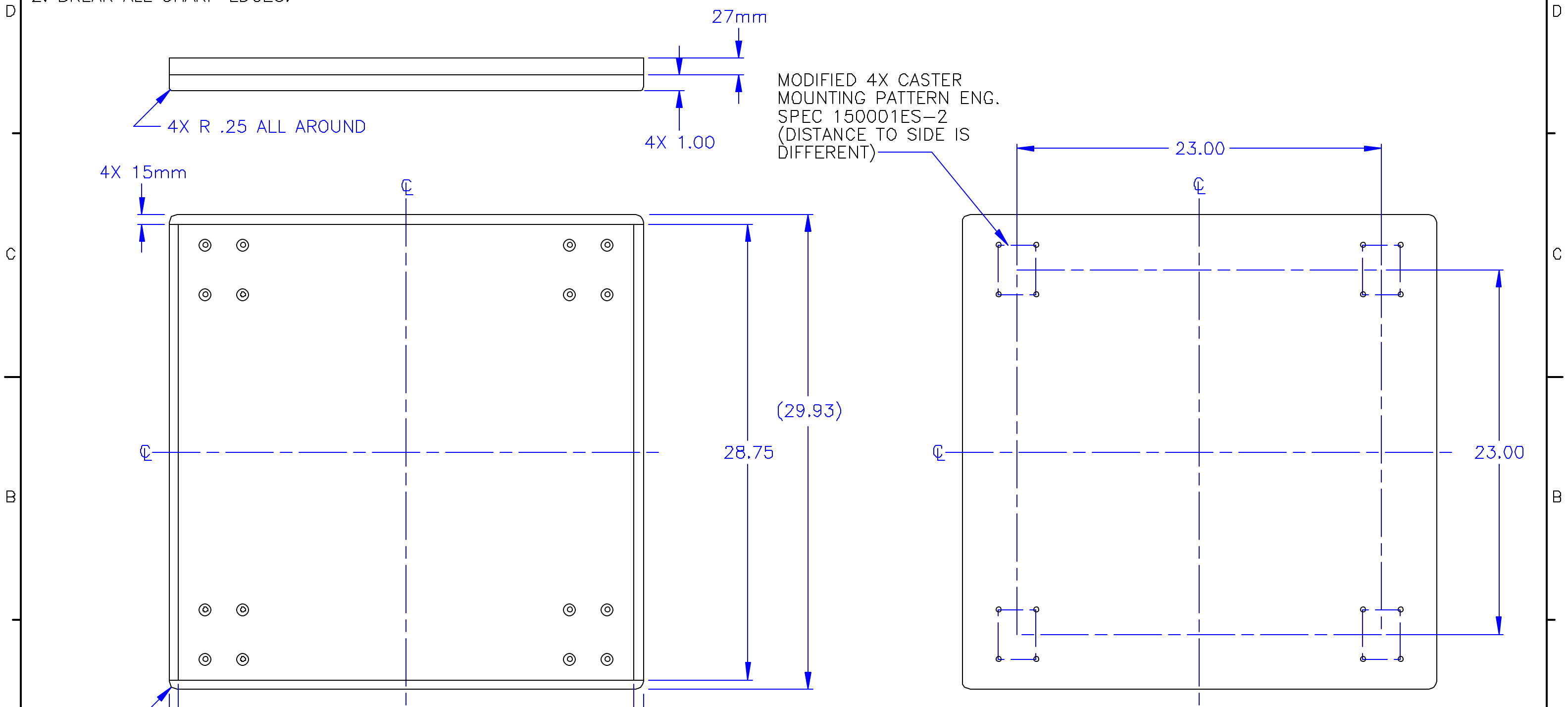


DOCUMENT CONTROL PER SPECIFICATION 4.5.201

THIRD ANGLE PROJECTION 	UNLESS OTHERWISE SPECIFIED: ALL DIMENSIONS ARE IN INCHES TOLERANCE IN INCHES .X ± .1 .XX ± .03 .XXX ± .010 FRACTIONS ± 1/32 ANGLES ± 1/2° (X.XX) = REF DIMS NO TOLERANCE IMPLIED T.S.C.=THEORETICAL SHARP CORNER DIMENSIONS ACROSS CENTERLINES TO BE SYMMETRICAL	STATUS: PRODUCTION		EASTERN ACOUSTIC WORKS ONE MAIN STREET WHITINSVILLE, MA 01588 USA
		APPROVALS DRAWN: MELANIE CHECKED: RAS DES ENG: JAR MFG ENG: DBD/EH	DATE 6/5/03 6/17/03 6/18/03 6/18/03	
THIS DRAWING IS THE PROPERTY OF EAW AND SHALL NOT BE COPIED, REPRODUCED, OR USED AS THE BASIS FOR MANUFACTURE OR SALE OF APPARATUS WITHOUT WRITTEN AUTHORIZATION. DO NOT SCALE DRAWING.			B SHEET 1 OF 1 DRAWING NUMBER: 0006386	SCALE: 1 TO 6 REVISION: A

NOTES:
 1. CONSTRUCT WITH EXTERIOR GRADE BALTIC BIRCH PLYWOOD. ASSEMBLE USING ADHESIVE 830052. PLAIN STEEL HARDWARE COMPONENTS MAY BE USED. SEE EAW MATERIAL SPECIFICATION 480500.
 2. BREAK ALL SHARP EDGES.

REV	DESCRIPTION	APVD/DATE
A	RELEASED TO PRODUCTION FROM REV 2 WITH THE FOLLOWING CHANGES: 4X ADDED .50 RADII PER DSRWHT3517, SEE DSR# 03-359 MELANIE 5/19/03	KFH 5/29/03



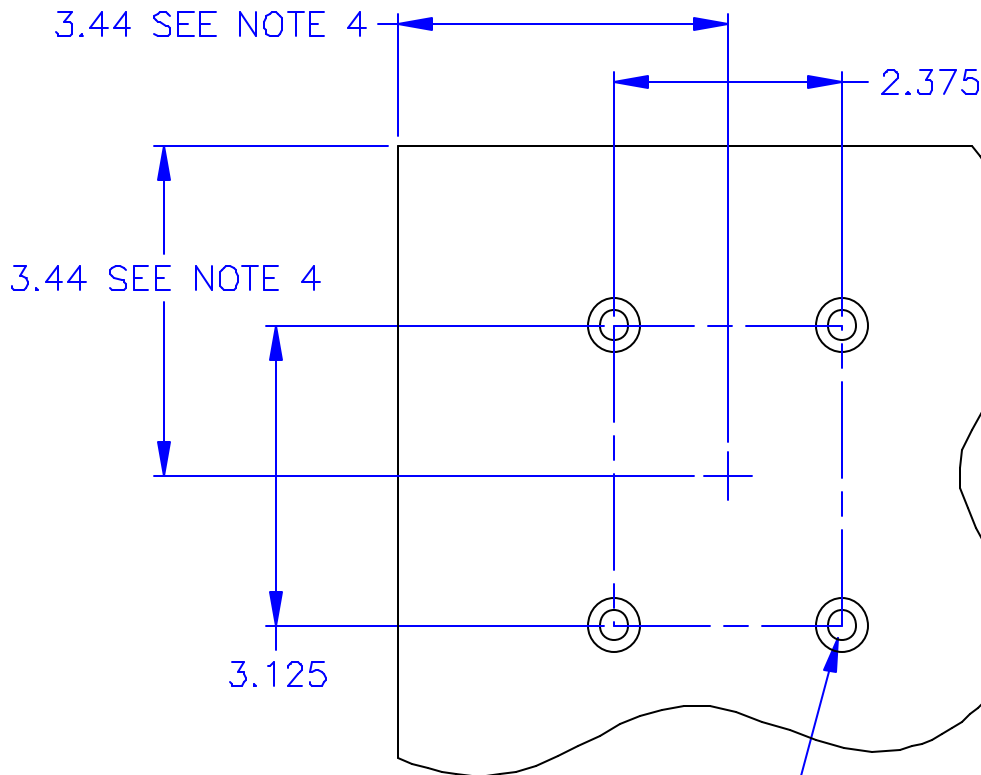
DOCUMENT CONTROL PER SPECIFICATION 4.5.201

	UNLESS OTHERWISE SPECIFIED: ALL DIMENSIONS ARE IN INCHES TOLERANCE IN INCHES .X ± .1 .XX ± .03 .XXX ± .010 FRACTIONS ± 1/32 ANGLES ± 1/2° (X.XX) - REF DIMS NO TOLERANCE IMPLIED T.S.C.=THEORETICAL SHARP CORNER DIMENSIONS ACROSS CENTERLINES TO BE SYMMETRICAL	STATUS: PRODUCTION		EASTERN ACOUSTIC WORKS ONE MAIN STREET WHITINSVILLE, MA 01588 USA
		APPROVALS	DATE	
		DRAWN: MFL	2/20/03	PALLET/UNPAINTED/FACE/ SB730
		CHECKED: KFH	5/29/03	
		DES ENG: BP	5/29/03	B SHEET 1 OF 1 SCALE: 1 TO 6 DRAWING NUMBER: 0006347 REVISION A
		MFG ENG: LSM	5/28/03	

NOTES:

1. SPECIFY ON DRAWING AS FOLLOWS:
CASTER MOUNTING PATTERN
ENG SPEC 150001ES
2. REFER TO CABINET/PALLET DRAWING
FOR ORIENTATION & LOCATION.
3. USE EQUIVALENT STAINLESS STEEL
HARDWARE FOR WP APPLICATIONS.
4. RECOMMENDED MINIMUM EDGE
CLEARANCE FOR CASTER LOCATION
(PREVENT SWIVEL WHEEL FROM
PROTRUDING)

REV	DESCRIPTION	APVD/DATE
D	DELETED 2X 3.44 DIMENSIONS AND CHANGED COUNTERSINK FROM .50 TO .56 AS SPECIFIED PER ECO 5403 SS 10/4/01	RS 10/4/01
E	UPDATED NOTE 3, ADDED FLUSH TO OR BELOW SURFACE TO 15mm AND 18mm CALL OUT PER ECO 5496 SS 3/8/02	PSN 3/15/02
F	UPDATED CBORE HOLES FROM Ø .81 TO Ø .56 SEE SHEET 1, UPDATED T-NUT HOLES FROM Ø .81 TO Ø.31 SEE SHEET 2 PER ECO 5564 SS 6/3/02	PSN 6/3/02



15mm: 4X 1/4-20 x 5/16 T-NUT 113017
FLUSH TO OR BELOW SURFACE FAR SIDE
4X CSK 82° TO Ø .56 NEAR SIDE

18mm OR GREATER: 4X 1/4-20 X 9/16
RIVNUT 113037 FLUSH TO OR BELOW
SURFACE FAR SIDE 4X CSK 82° TO Ø .56
NEAR SIDE.

DOCUMENT CONTROL PER SPECIFICATION 4.5.201

<p>THIRD ANGLE PROJECTION</p> <p>THIS DRAWING IS THE PROPERTY OF EAW AND SHALL NOT BE COPIED, REPRODUCED, OR USED AS THE BASIS FOR MANUFACTURE OR SALE OF APPARATUS WITHOUT WRITTEN AUTHORIZATION. DO NOT SCALE DRAWING.</p>	<p>UNLESS OTHERWISE SPECIFIED: ALL DIMENSIONS ARE IN INCHES</p> <p>TOLERANCE IN INCHES X ± .1 .XX ± .03 .XXX ± .010 FRACTIONS ±1/32 ANGLES ±1/2°</p> <p>{X.XX} = REF DIMS NO TOLERANCE IMPLIED</p> <p>T.S.C.=THEORETICAL SHARP CORNER DIMENSIONS ACROSS CENTERLINES TO BE SYMMETRICAL</p>	STATUS: PROTOTYPE		EASTERN ACOUSTIC WORKS ONE MAIN STREET WHITINSVILLE, MA 01568 USA	
		APPROVALS			DATE
		DRAWN:	F LECOUR		7/21/99
		CHECKED:	KFH		8/13/99
		DES ENG:	JAR		8/13/99
MFG ENG:	DBD	8/18/99			
TITLE: CASTER WHEEL MOUNTING			A	SHEET 1 OF 2	SCALE: 1 TO 2
DRAWING NUMBER: 150001ES			REVISION: F		