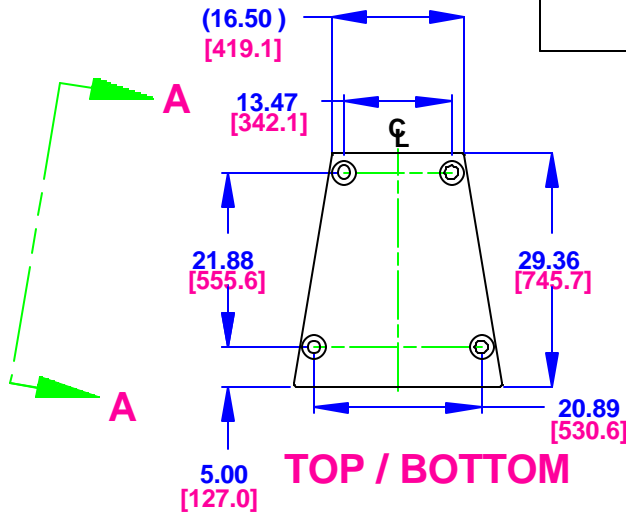


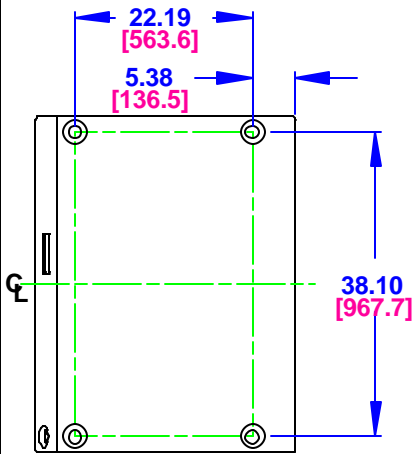
REV	DESCRIPTION	APVD/DATE
A	REVISED AND RELEASED TO PRODUCTION FROM PROTOTYPE REV 1 PER DSRWHT6066 DM 4/15/05	RS 4/20/05



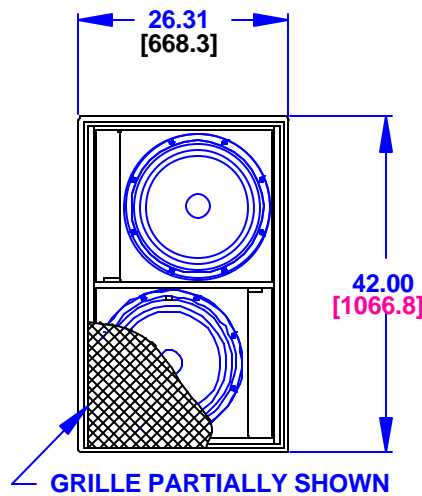
NOTES:

1. SYMBOL \odot INDICATES MOUNTING POINT, 3/8-16 THREADED HOLE (PI ANGLE).
2. SYMBOL \oplus INDICATES CENTER OF BALANCE.
3. WEIGHT APPROX. 299.00 lbs [135.6]
4. SHIPPING WEIGHT APPROX. 309.00 lbs [140.2]

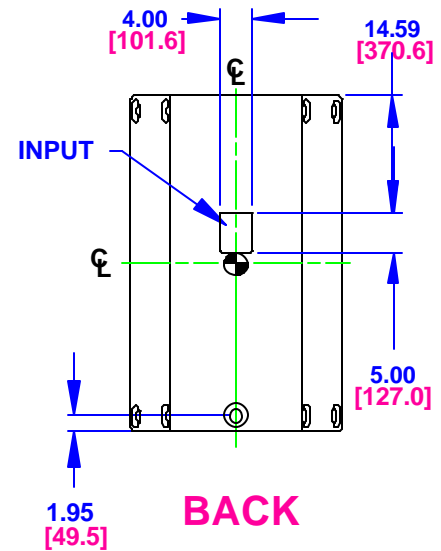
TOP / BOTTOM



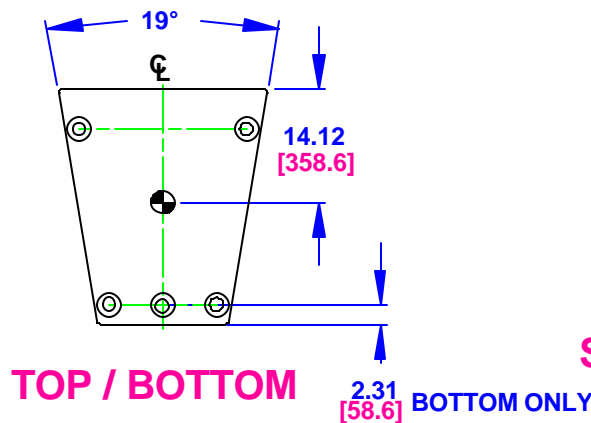
VIEW A-A
DIMENSIONS APPLY TO BOTH SIDES



FRONT




BACK



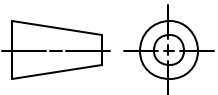
TOP / BOTTOM
BOTTOM ONLY

SB850zP



DOCUMENT CONTROL PER SPECIFICATION 4.5.201

THIRD ANGLE PROJECTION



UNLESS OTHERWISE SPECIFIED ALL DIMENSIONS ARE: INCHES [MILLIMETERS]

TOLERANCES
LINEAR ± 0.13 in / ± 3.3 mm
ANGLES $\pm 1^\circ$

(X.XX) = REF DIMS
NO TOLERANCE IMPLIED

T.S.C.=THEORETICAL SHARP CORNER
DIMENSIONS ACROSS CENTERLINES TO BE SYMMETRICAL

STATUS: **PRODUCTION**

APPROVALS	DATE
DRAWN: J BRADLEY	2/22/05
CHECKED: RS	4/20/05
DES ENG: BP	4/25/05
MFG ENG: MD	4/22/05

EA EASTERN ACOUSTIC WORKS
ONE MAIN STREET
WHITINSVILLE, MA 01566 USA

TITLE: CABINET/FINISHED/BLACK/
SB850zP
[MECHANICAL SPECIFICATION]

A	SHEET 1 OF 1	SCALE: 1 TO 24
DRAWING NUMBER: 0008975		REVISION: A

THIS DRAWING IS THE PROPERTY OF EAW AND SHALL NOT BE COPIED, REPRODUCED, OR USED AS THE BASIS FOR MANUFACTURE OR SALE OF APPARATUS WITHOUT WRITTEN AUTHORIZATION. DO NOT SCALE DRAWINGS.