



# SPECIFICATIONS ASR695e

## DESCRIPTION

A bi-amplified (passive mid/high crossover), or tri-amplified 3-way full range system in a rectangular enclosure. Includes a 15-in woofer (vented), a horn-loaded 10-in MF cone with Radial Phase Plug™ and a 1.4-in exit/2.5-in voice coil HF neodymium compression driver on a 90° x 45° constant directivity horn.

## APPLICATION

The ASR695e is engineered for use in permanent installations. Optimized subsections provide full range frequency response in a medium format enclosure. The low profile 22.5-in enclosure height is optimized for use in applications where mounting space is limited. Includes comprehensive 3/8"-16 threaded mounting/suspension points. Six year warranty.

Applications include:

Stadiums                      Arenas  
 Performing Arts Centers    Houses of Worship

## PERFORMANCE

<b>Frequency Response (Hz)</b>	
±3 dB	60 Hz to 15 kHz
-10 dB	47 Hz
<b>Axial Sensitivity (dB SPL, 1 Watt @ 1m)</b>	
Passive MF/HF	107
LF	97
MF	109
HF	109
<b>Impedance (Ohms)</b>	
Passive MF/HF	8
LF	8
MF	8
HF	8
<b>Power Handling (Watts, Continuous)</b>	
Passive MF/HF	450
LF	600
MF	400
HF	125
<b>Recommended High-Pass Frequency</b>	
24 dB/Octave	40 Hz
<b>Calculated Maximum Output (dB SPL @ 1m)</b>	
Passive MF/HF Peak	139
LF Peak	130
MF Peak	141
HF Peak	136
Passive MF/HF Long Term	133
LF Long Term	124
MF Long Term	135
HF Long Term	130



## Nominal Coverage Angle, -6 dB Points (degrees)

Horizontal	90
Vertical	45

## PHYSICAL

Product Group	I	
System Configuration	3-way, full range	
Powering Configurations	Bi-amplified (passive MF/HF crossover) or tri-amplified	
LF Subsystem & Loading	1x 15-in, vented	
MF Subsystem & Loading	1x 10-in cone, Radial Phase Plug™ horn-loaded	
HF Subsystem & Loading	1x 1.4-in exit/2.5-in voice coil neodymium compression driver on constant directivity horn	
Cabinet Type (shape)	Rectangular	
Enclosure Materials	Exterior grade Baltic birch plywood	
Finish	Wear-resistant textured black paint	
Connectors	2 x 6-Contact terminal barrier strip, jumpers used for powering configuration	
Suspension Hardware	(18) 3/8"-16 threaded mounting points (4 each top, bottom and sides; 2 on back)	
Grille	Powder coated perforated steel	
<b>Dimensions</b>	<b>inches</b>	<b>millimeters</b>
	Height	22.5      572
	Width	41.5      1054
	Depth	22.5      572
<b>Weights</b>	<b>pounds</b>	<b>kilograms</b>
	Net Weight	167      76
	Shipping Weight	182      82.8

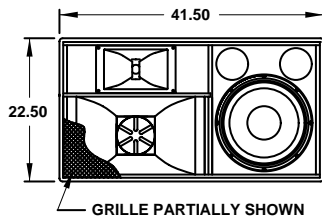




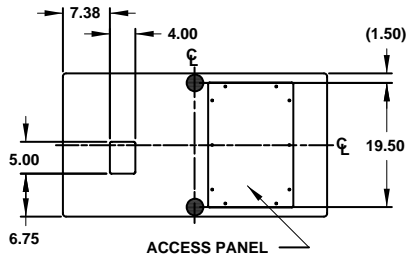
# SPECIFICATIONS ASR695e

## DIMENSIONAL DRAWING

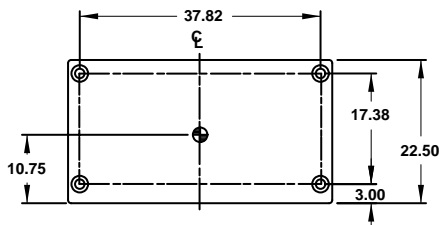
- ⊙ INDICATES MOUNTING POINT, 3/8-16 THREADED HOLE (PI ANGLE).
- INDICATES MOUNTING POINT, 3/8-16 THREADED HOLE (NUT PLATE).
- ⊕ SYMBOL INDICATES CENTER OF BALANCE



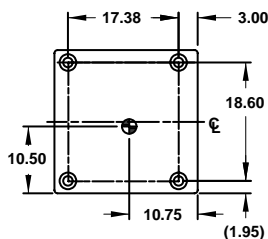
FRONT



BACK



TOP/BOTTOM



DIMENSIONS APPLY TO BOTH SIDES

LEFT SIDE

## A & E SPECIFICATIONS

The bi-amplified or tri-amplified 3-way full range loudspeaker systems shall incorporate a vented 15-in LF transducer, a horn-loaded 10-in MF cone with Radial Phase Plug™ and a 1.4-in exit/2.5-in voice coil HF compression driver.

The LF driver shall be mounted in a vented enclosure tuned for optimum low frequency response. The MF driver shall be loaded into a midrange horn constructed of 1/8-in birch plywood backed with high density polyurethane foam. The HF driver shall be loaded on a constant directivity horn with a nominal coverage pattern of 90° (h) x 45° (v). An internal passive filter network shall provide fourth order acoustical crossover and system equalization between the MF and HF subsystems.

System frequency response shall vary no more than  $\pm 3$  dB from 60 Hz to 15 kHz measured on axis. The mid/high section shall produce a Sound Pressure Level (SPL) of 107 dB SPL on axis at 1 meter with a power input of 1 Watt, and shall be capable of producing a peak output of 139 dB SPL on axis at 1 meter. The low frequency section shall produce a Sound Pressure Level (SPL) of 97 dB SPL on axis at 1 meter with a power input of 1 Watt, and shall be capable of producing a peak output of 130 dB SPL on axis at 1 meter. The mid frequency section shall produce a Sound Pressure Level (SPL) of 109 dB SPL on axis at 1 meter with a power input of 1 Watt, and shall be capable of producing a peak output of 141 dB SPL on axis at 1 meter. The high frequency section shall produce a Sound Pressure Level (SPL) of 109 dB SPL on axis at 1 meter with a power input of 1 Watt, and shall be capable of producing a peak output of 136 dB SPL on axis at 1 meter. The mid/high section shall handle 450 Watts of amplifier power (continuous) and shall have a nominal impedance of 8 Ohms. The low frequency section shall handle 600 Watts of amplifier power (continuous) and shall have a nominal impedance of 8 Ohms. The mid frequency section shall handle 400 Watts of amplifier power (continuous) and shall have a nominal impedance of 8 Ohms. The high frequency section shall handle 125 Watts of amplifier power (continuous) and shall have a nominal impedance of 8 Ohms.

The loudspeaker enclosure shall be rectangular in shape. It shall be constructed of 1/2-in thickness, void-free, cross-grain-laminated, exterior grade, Baltic birch plywood and shall employ extensive internal bracing. It shall be finished in wear resistant textured black paint. Input connectors shall be 2 x 6-contact terminal barrier strips. Eighteen (18) 3/8"-16 threaded mounting/suspension points (4 each top, bottom and sides, 2 on back) shall be provided. The front of the loudspeaker shall be covered with a powder coated perforated steel grille.

The bi-amplified or tri-amplified 3-way full range loudspeaker shall be the EAW model ASR695e.

509134 (0)  
5/22/01

Manufacturing tolerances are +/- 0.13 and +/- 1°

