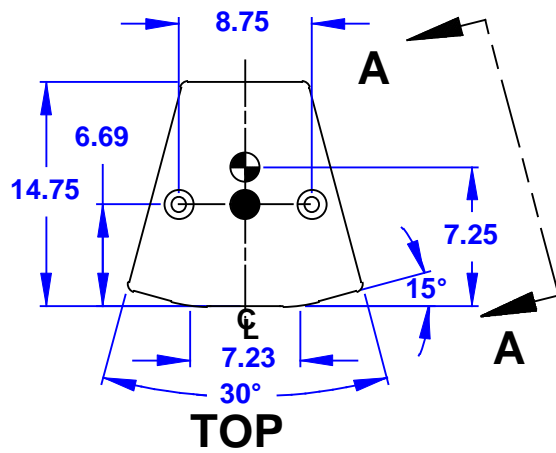
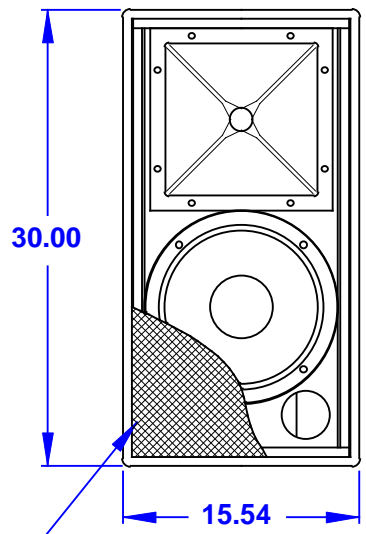


REV	DESCRIPTION	APVD/DATE
A	REVISED PER DSR #00-1462 DM 2/21/01.	KFH 2/23/01

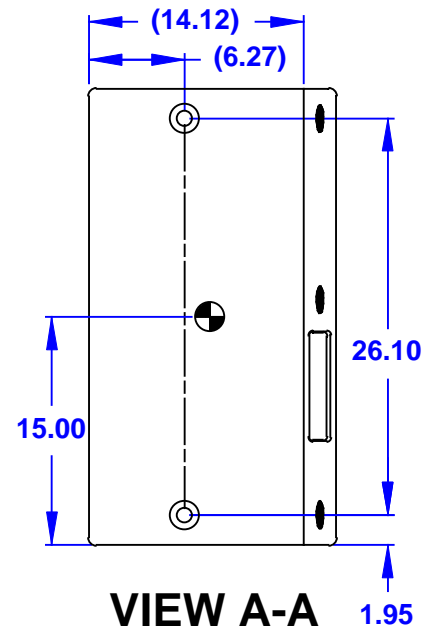


TOP
DIMENSIONS APPLY TO TOP & BOTTOM

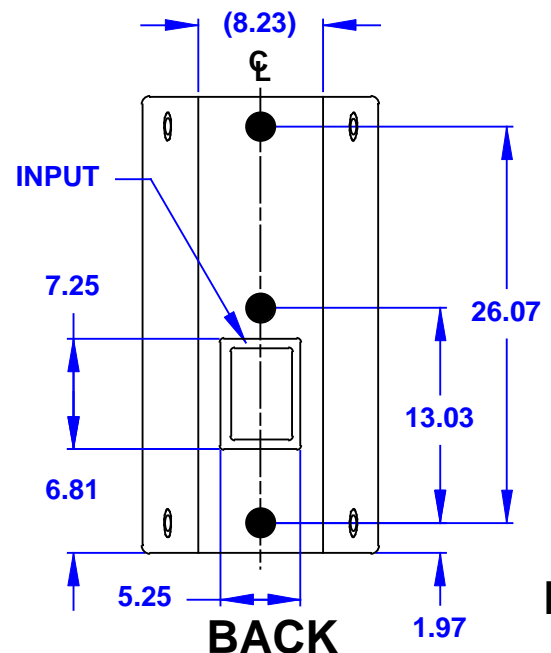


GRILLE PARTIALLY SHOWN

FRONT

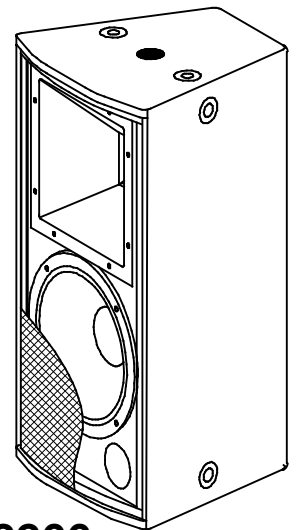


VIEW A-A
DIMENSIONS APPLY TO BOTH SIDES



BACK

MK2266



- NOTES:**
1. SYMBOL ● INDICATES MOUNTING POINT, 3/8-16 THREADED HOLE (NUT PLATE).
 2. SYMBOL ⊙ INDICATES MOUNTING POINT, 3/8-16 THREADED HOLE (PI ANGLE).
 3. SYMBOL ⊕ INDICATES CENTER OF BALANCE.
 4. WEIGHT APPROX. 60 LBS.
 5. SHIPPING WEIGHT APPROX. 70 LBS.

DOCUMENT CONTROL PER SPECIFICATION 4.5.201

THIRD ANGLE PROJECTION THIS DRAWING IS THE PROPERTY OF EAW AND SHALL NOT BE COPIED, REPRODUCED, OR USED AS THE BASIS FOR MANUFACTURE OR SALE OF APPARATUS WITHOUT WRITTEN AUTHORIZATION. DO NOT SCALE DRAWING.	UNLESS OTHERWISE SPECIFIED: ALL DIMENSIONS ARE IN INCHES TOLERANCE IN INCHES .XX ± .13 ANGLES ±1° (X.XX) = REF DIMS NO TOLERANCE IMPLIED T.S.C.=THEORETICAL SHARP CORNER DIMENSIONS ACROSS CENTERLINES TO BE SYMMETRICAL	STATUS: PROTOTYPE		EAW EASTERN ACOUSTIC WORKS ONE MAIN STREET WHITINSVILLE, MA 01588 USA TITLE: CABINET/FINISHED/MK2266 [MECHANICAL SPECIFICATION]
		APPROVALS	DATE	
		DRAWN: DM	2/21/01	
		CHECKED:		
DES ENG:		A SHEET 1 OF 1 SCALE: 1 TO 12	DRAWING NUMBER: 509058 REVISION: A	
MFG ENG:				