



# TECHNICAL SPECIFICATIONS MK2294

## DESCRIPTION

EAW's MK2294 two-way loudspeaker system provides high output, low distortion sound reinforcement for a wide range of permanently installed audio applications.

The 12-in low frequency cone and 1.4-in exit/75mm voice coil high frequency compression driver provides higher output and lower distortion plus enhanced power handling capabilities.

EAW's advanced beamwidth matching crossover selects a crossover point where the HF horn's beamwidth matches that of the woofer. The result is more even off-axis frequency response (power response) for more complete coverage.

The MK2294 is a biamplified loudspeaker requiring the use of pre-configured MX Series processor settings.

## APPLICATION

The MK2294 was designed to support the widest possible range of permanent installations and was optimized for use in distributed systems.

Its high output capabilities let it cover a large seating area in such applications as houses of worship, themed entertainment venues, arenas, stadiums and nightclubs.

The comprehensive system of integral 3/8"-16 threaded mounting points permit safe, load-rated suspension.



## DESCRIPTIVE DATA

Configuration	2-way, Full Range	
Powering	Biamplified	
LF Subsystem	1x 12-in, Vented	
HF Subsystem	1x 1.4-in Exit/75mm Voice Coil Compression Driver on Constant Directivity Horn	
Coverage Angles (h° x v°)	90 x 45	
Cabinet Type (shape)	Trapezoidal	
Enclosure Materials	Baltic Birch Plywood	
Finish	Wear-resistant Textured Black Paint	
Connectors	2x 2-Terminal Barrier Strip	
Suspension Hardware	(13) 3/8"-16 Threaded Mounting Points (3 each on top and bottom, 2 per side, 3 on rear)	
Grill	Powder Coated Perforated Steel	
<b>Dimensions</b>	<b>Inches</b>	<b>Millimeters</b>
Height	30.00	762
Width (front)	15.54	395
Width (back)	8.23	209
Depth	14.75	375
Trapezoid Angle	15 Degrees per Side	
<b>Weights</b>	<b>Pounds</b>	<b>Kilograms</b>
Net Weight	60	27.2
Shipping Weight	72	32.7



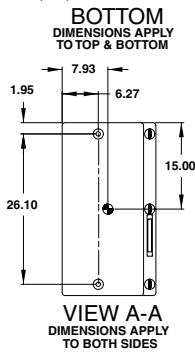
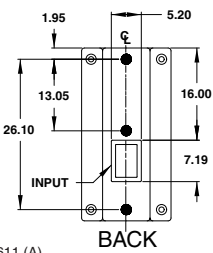
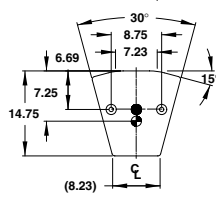
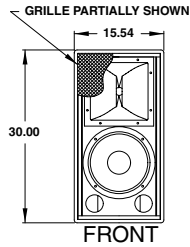


# TECHNICAL SPECIFICATIONS MK2294

## DIMENSIONAL DRAWING

### MK2294

- ⊙ INDICATES MOUNTING POINT, 3/8-16 THREADED HOLE (PI ANGLE).
- INDICATES CENTER OF BALANCE.
- INDICATES MOUNTING POINT, 3/8-16 THREADED HOLE (NUT PLATE)



510611 (A)  
exp 4/6/00 dpm

## NOMINAL DATA

### Frequency Response (1 Watt @ 1m, electronic processing)

±3 dB	70 Hz to 19 kHz
-10 dB	55 Hz

### Axial Sensitivity (dB SPL, 1 Watt @ 1m)

LF	97
HF	109

### Impedance (Ohms)

LF	8
HF	16

### Power Handling, AES Standard (Watts)

LF	500
HF	200

### Calculated Maximum Output (dB SPL)

LF Peak	130.0
HF Peak	138.0
LF Long Term	124.0
HF Long Term	132.0

## ARCHITECTURAL SPECIFICATIONS

The two-way full range loudspeaker systems shall incorporate 12-in LF transducer and a 1.4-in exit/75mm voice coil compression driver HF transducer.

The LF driver shall be mounted in a vented enclosure tuned for optimum low frequency response. The HF driver shall be loaded on constant directivity horn with a nominal coverage pattern of 90° (h) x 45° (v).

System frequency response shall vary no more than ±3 dB from 70 Hz to 19 kHz measured on axis. The low frequency section shall produce a Sound Pressure Level (SPL) of 97 dB SPL on axis at 1 meter with a power input of 1 Watt, and shall be capable of producing a peak output of 130 dB SPL on axis at 1 meter. The high frequency section shall produce a Sound Pressure Level (SPL) of 109 dB SPL on axis at 1 meter with a power input of 1 Watt, and shall be capable of producing a peak output of 138 dB SPL on axis at 1 meter. The low frequency section shall handle 500 Watts of amplifier power (AES Standard) and shall have a nominal impedance of 8 Ohms. The high frequency section shall handle 200 Watts of amplifier power (AES Standard) and shall have a nominal impedance of 16 Ohms.

The loudspeaker enclosure shall be trapezoidal in shape. It shall be constructed of 15mm thickness void-free cross-grain-laminated Baltic Birch plywood and shall employ extensive internal bracing. It shall be finished in wear-resistant textured black paint. Input connector shall be a 2x 2-terminal barrier strip. The following mounting hardware shall be provided: A total of thirteen 3/8"-16 threaded mounting points (three each on top and bottom, two per side, three on rear) shall be provided. The front of the loudspeaker shall be covered with a powder coated perforated steel grill.

The two-way full range loudspeaker shall be the EAW model MK2294.