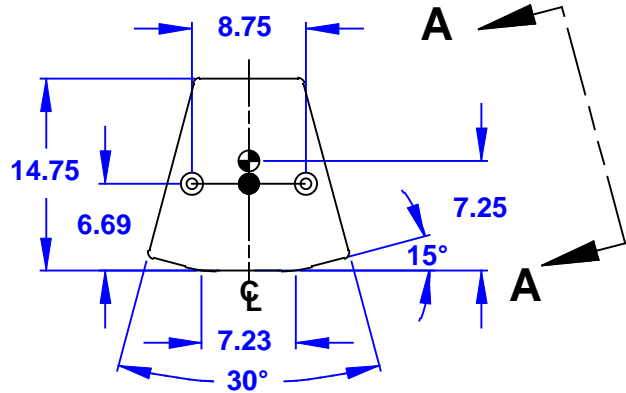
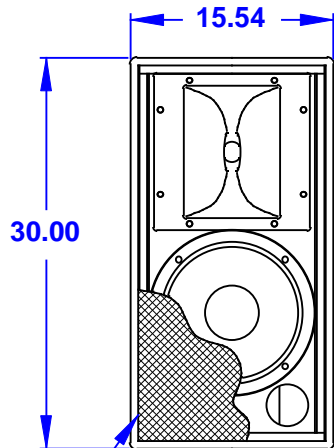


REV	DESCRIPTION	APVD/DATE
A	NEW ISSUE PER DSR #00-1462 DM 2/21/01	KFH 2/23/01



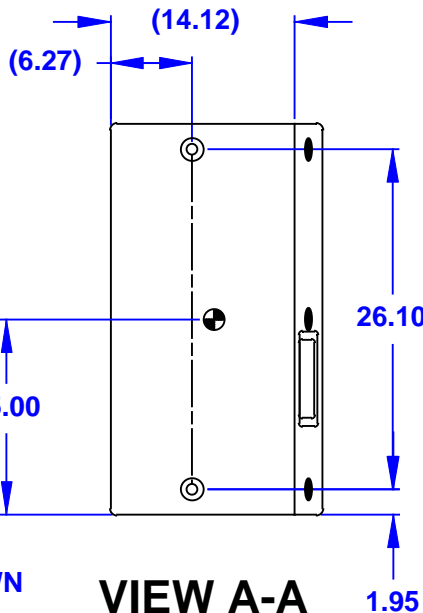
**TOP**

DIMENSIONS APPLY TO TOP AND BOTTOM

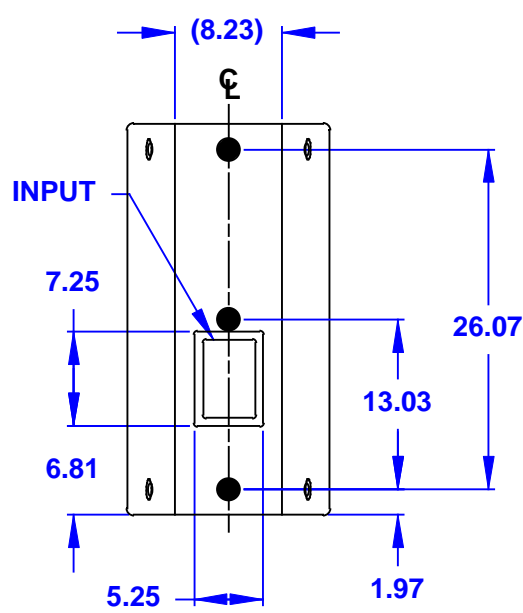


GRILLE PARTIALLY SHOWN

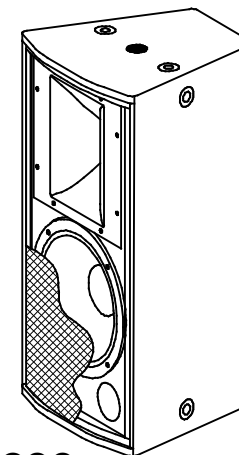
**FRONT**



**VIEW A-A**  
DIMENSIONS APPLY TO BOTH SIDES



**BACK**



**MK2299**

- NOTES:**
1. SYMBOL ● INDICATES MOUNTING POINT 3/8-16 THREADED HOLE (NUT PLATE).
  2. SYMBOL ⊙ INDICATES MOUNTING POINT 3/8-16 THREADED HOLE (PI ANGLE).
  3. SYMBOL ⊕ INDICATES CENTER OF BALANCE.
  4. WEIGHT APPROX 60 LBS.
  5. SHIPPING WEIGHT APPROX 70 LBS.

DOCUMENT CONTROL PER SPECIFICATION 4.5.201

	UNLESS OTHERWISE SPECIFIED: ALL DIMENSIONS ARE IN INCHES TOLERANCE IN INCHES .XX ± .13 ANGLES ± 1° (X.XX) = REF DIMS NO TOLERANCE IMPLIED T.S.C.=THEORETICAL SHARP CORNER DIMENSIONS ACROSS CENERLINES TO BE SYMMETRICAL	STATUS: <b>PROTOTYPE</b>		
		APPROVALS	DATE	
THIS DRAWING IS THE PROPERTY OF EAW AND SHALL NOT BE COPIED, REPRODUCED, OR USED AS THE BASIS FOR MANUFACTURE OR SALE OF APPARATUS WITHOUT WRITTEN AUTHORIZATION. DO NOT SCALE DRAWING.		DRAWN: DM	2/21/01	SHEET 1 OF 1
		CHECKED:		
		DES ENG:		DRAWING NUMBER: 509057
		MFG ENG:		